















Date of Birth

Name:

--	--	--	--	--	--	--	--	--	--	--	--	--	--	--	--	--	--	--	--	--

--	--	--	--	--	--	--	--	--	--

Day Month Year

Licence Category	Description of Vehicle	For 1 year	For 3 years	For 10 years	Medically unfit to drive
M  ≤ 50c.c. 45Kmh	Moped	<input type="checkbox"/>	<input type="checkbox"/>	<input type="checkbox"/>	<input type="checkbox"/>
A1  ≤ 125c.c. 11KW	Motorcycle up to 125cc	<input type="checkbox"/>	<input type="checkbox"/>	<input type="checkbox"/>	<input type="checkbox"/>
A  ≤ 25KW 0.16KW/Kg	Motorcycle over 125cc	<input type="checkbox"/>	<input type="checkbox"/>	<input type="checkbox"/>	<input type="checkbox"/>
B  ≤ 3,500kg 1+8	Vehicle up to 3,500 kg. Max 8 passengers	<input type="checkbox"/>	<input type="checkbox"/>	<input type="checkbox"/>	<input type="checkbox"/>
EB 	Car and Trailer	<input type="checkbox"/>	<input type="checkbox"/>	<input type="checkbox"/>	<input type="checkbox"/>
W 	Tractors and Work Vehicles	<input type="checkbox"/>	<input type="checkbox"/>	<input type="checkbox"/>	<input type="checkbox"/>
C1  ≤ 7,500kg	Small Truck – less than 7,500 kg	<input type="checkbox"/>	<input type="checkbox"/>	<input type="checkbox"/>	<input type="checkbox"/>
C 	Large Truck – over 3,500 kg	<input type="checkbox"/>	<input type="checkbox"/>	<input type="checkbox"/>	<input type="checkbox"/>
EC1  ≤ 12,000kg	Small Truck and Trailer – no more than 12,000 kg	<input type="checkbox"/>	<input type="checkbox"/>	<input type="checkbox"/>	<input type="checkbox"/>
EC 	Large Truck and Trailer	<input type="checkbox"/>	<input type="checkbox"/>	<input type="checkbox"/>	<input type="checkbox"/>
D1  ≤ 1+16	Small Bus – max. 16 passengers	<input type="checkbox"/>	<input type="checkbox"/>	<input type="checkbox"/>	<input type="checkbox"/>
D 	Large Bus – more than 8 passengers	<input type="checkbox"/>	<input type="checkbox"/>	<input type="checkbox"/>	<input type="checkbox"/>
ED1  ≤ 12,000kg	Small Bus and Trailer – no more than 12,000 kg	<input type="checkbox"/>	<input type="checkbox"/>	<input type="checkbox"/>	<input type="checkbox"/>
ED 	Large Bus and Trailer	<input type="checkbox"/>	<input type="checkbox"/>	<input type="checkbox"/>	<input type="checkbox"/>

• the applicant has a physical disability which requires that adaptations be made to a vehicle to meet the requirements of his/her disability

Yes No

• the applicant has had a limb prosthesis/orthosis

Yes No

• the applicant needs to wear corrective lenses while driving

Yes No

• the applicants fitness to drive does not appear to need review

at all *

* **This box cannot be ticked if the applicant is applying for a licence incorporating entitlement to drive buses or trucks +/- trailer i.e. vehicles of categories C1, C, D1, D, EC1, EC, ED1 or ED**

NB Applicants over 70 years of age can only be certified as being fit to drive for either 3 years or 1 year

Signature: _____

Date of Medical Examination:

--	--	--	--	--	--	--	--	--	--

Day Month Year

Telephone Number:

--	--	--	--	--	--	--	--	--	--	--	--	--	--	--	--	--	--	--	--	--

Stamp of
Medical Practitioner
whose name is on register in
Ireland